

REPORT OF INVESTMENT ANNOUNCEMENTS IN NIGERIA*

■ JANUARY – DECEMBER 2018



DEPARTMENT OF STRATEGIC COMMUNICATIONS

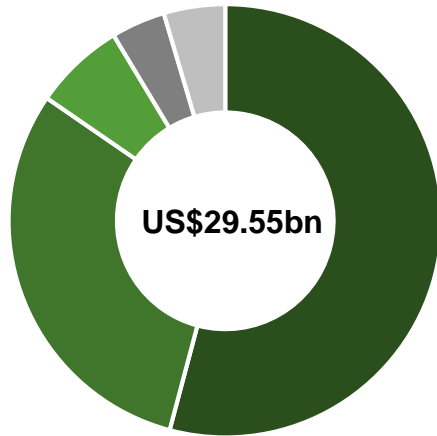
FEBRUARY 2019

* This Report is based only on investment announcements cited in the NIPC Intelligence Newsletters published from January to December 2018. It may not contain exhaustive information on all investment announcements in Nigeria during the period. NIPC did not independently verify the authenticity of the announcements. Sectoral grouping is based on International Standard Industrial Classification of All Economic Activities (ISIC) Rev.4.

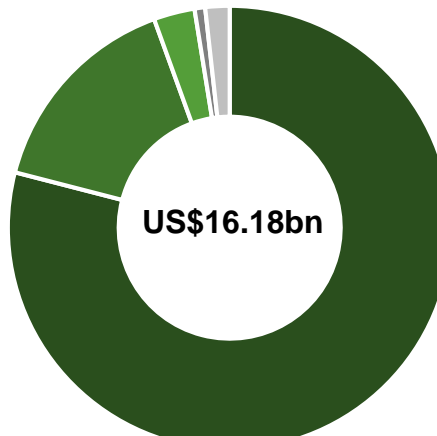
Investment announcements, Q1 – Q4 2018



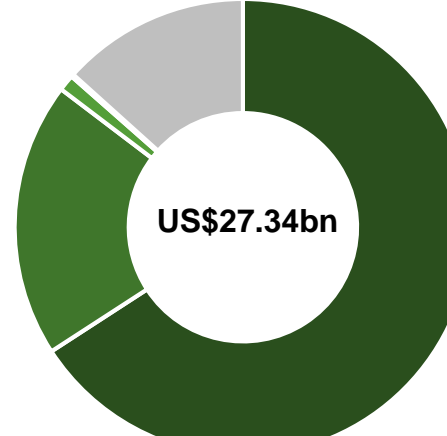
Q1 by Source



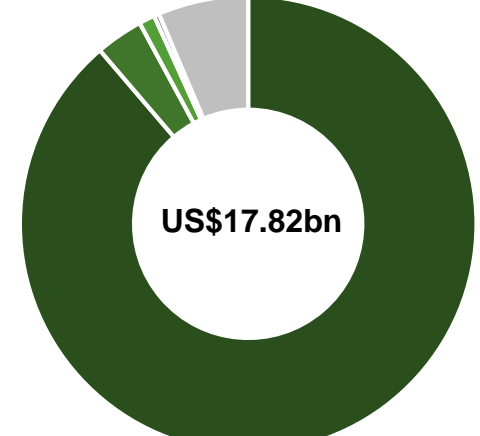
Q2 by Source



Q3 by Source



Q4 by Source



France	US\$16.0bn	54%
UK	US\$9.0bn	30%
USA	US\$2.0bn	7%
Nigeria	US\$1.2bn	4%
Others	US\$1.4bn	5%

Nigeria	US\$12.8bn	79%
Luxembourg	US\$2.5bn	15%
USA	US\$0.5bn	3%
Estonia	US\$0.1bn	1%
Others	US\$0.3bn	2%

UAE	US\$18.0bn	65.8%
China	US\$5.3bn	19.5%
Nigeria	US\$0.3bn	1.2%
UK	US\$0.1bn	0.2%
Others	US\$3.6bn	13.3%

UAE	US\$15.81bn	88.7%
China	US\$0.60bn	3.4%
Nigeria	US\$0.20bn	1.1%
UK	US\$0.07bn	0.4%
Others	US\$1.14bn	6.4%

21 projects across 14 States

21 projects across 6 States + FCT

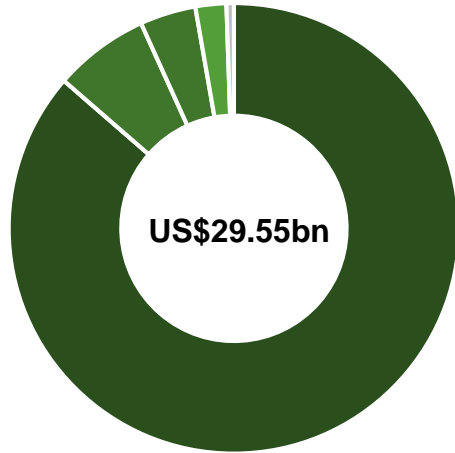
23 projects across 12 States + FCT

27 projects across 12 States

Investment announcements, Q1 – Q4 2018



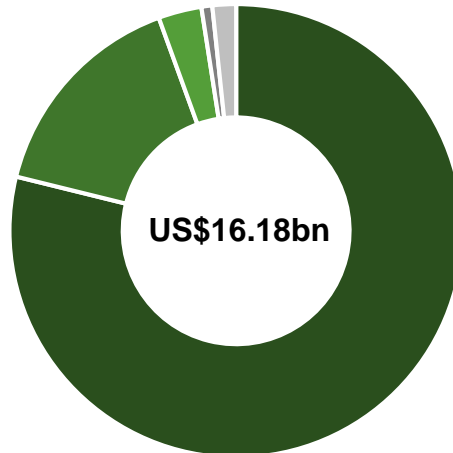
Q1 by Sector



Mining & Quarrying	US\$25.5bn	86%
Transportation & Storage	US\$2.0bn	7%
Electricity ¹	US\$1.2bn	4%
Real Estate	US\$0.7bn	2%
Others	US\$0.2bn	1%

21 projects across 14 States

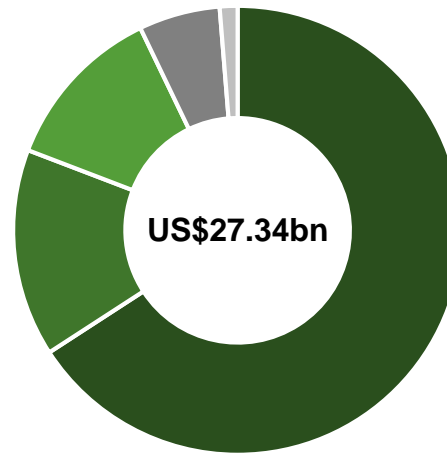
Q2 by Sector



Manufacturing	US\$12.8bn	79%
Mining & Quarrying	US\$2.5bn	16%
Real Estate	US\$0.5bn	3%
Transportation & Storage	US\$0.1bn	1%
Others	US\$0.3bn	2%

21 projects across 6 States + FCT

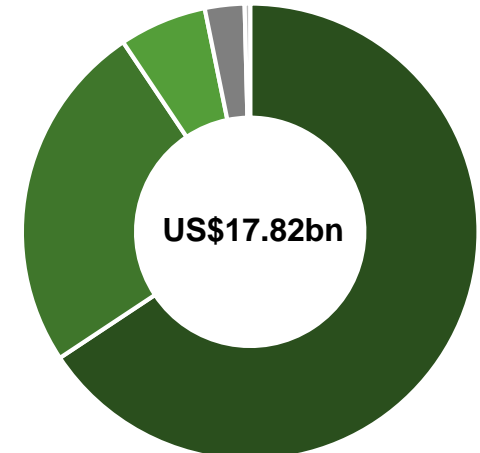
Q3 by Sector



Construction	US\$18.0bn	66%
Manufacturing	US\$4.1bn	15%
Mining & Quarrying	US\$3.3bn	12%
Electricity ¹	US\$1.6bn	6%
Others	US\$0.4bn	1%

23 projects across 12 States + FCT

Q4 by Sector



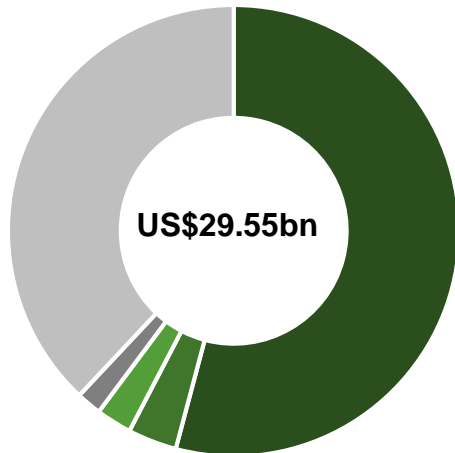
Transportation & Storage	US\$11.71bn	65.7%
Manufacturing	US\$4.44bn	24.9%
Electricity ¹	US\$1.1bn	6.2%
Mining & Quarrying	US\$0.5bn	2.8%
Others	US\$0.1bn	0.4%

27 projects across 12 States

Investment announcements, Q1 – Q4 2018

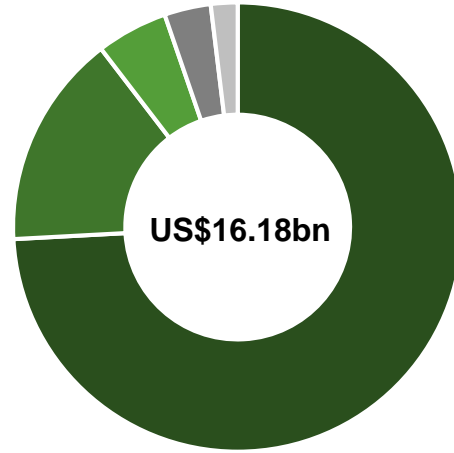


Q1 by State



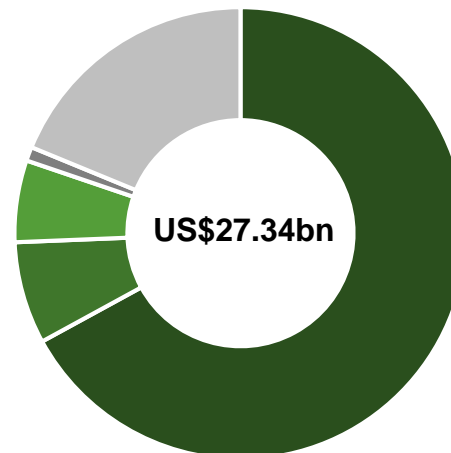
Rivers	US\$16.0bn	54%
Ogun	US\$1.0bn	4%
Niger	US\$0.8bn	3%
Delta	US\$0.5bn	2%
Others	US\$11.2bn	38%

Q2 by State



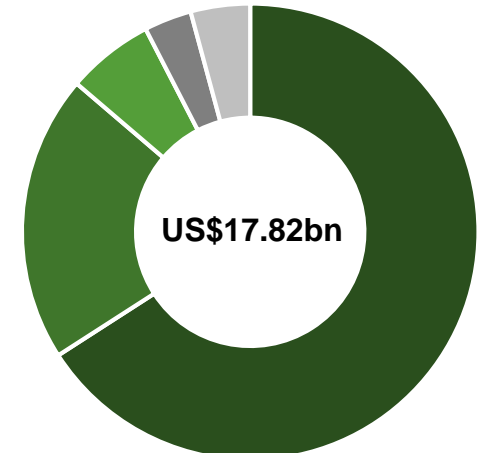
Bayelsa	US\$12.0bn	74%
Offshore	US\$2.5bn	15%
Lagos	US\$0.8bn	5%
FCT	US\$0.5bn	3%
Others	US\$0.3bn	2%

Q3 by State



FCT	US\$18.3bn	67%
Katsina	US\$2.0bn	7%
Akwa Ibom	US\$1.6bn	6%
Edo	US\$0.3bn	1%
Others	US\$5.1bn	19%

Q4 by State



Lagos	US\$11.75bn	65.9%
Ogun	US\$3.634bn	20.4%
Akwa Ibom	US\$1.1bn	6.2%
Kaduna	US\$0.6bn	3.4%
Others	US\$0.8bn	4.2%

21 projects across 14 States

21 projects across 6 States + FCT

23 projects across 12 States + FCT

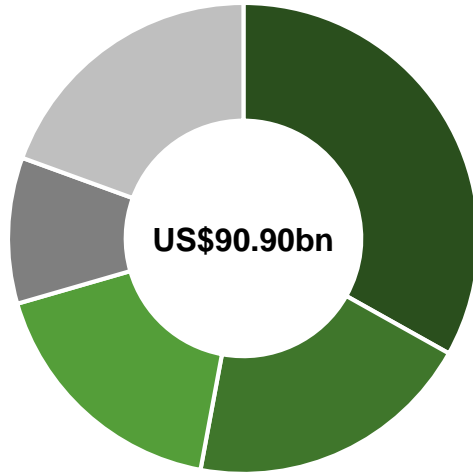
27 projects across 12 States

Investment announcements, 2018

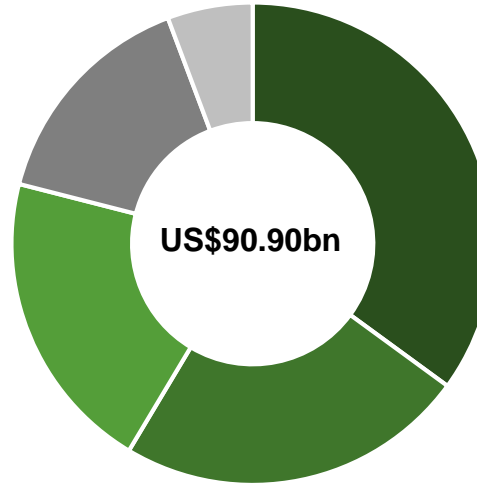


92 projects across 23 States + FCT

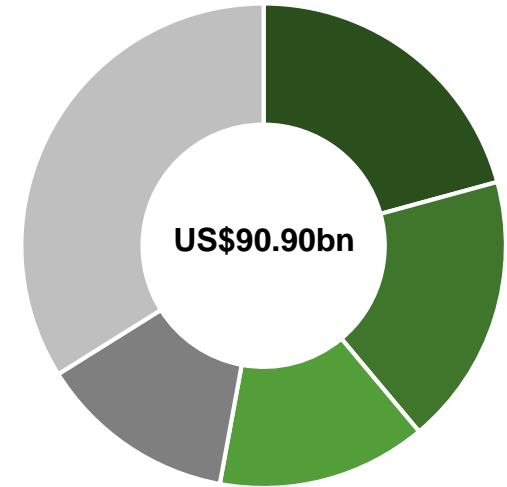
By Source



By Sector



By State



	Nigeria	US\$30.11bn	33%
	UAE	US\$18.0bn	20%
	France	US\$16.0bn	18%
	UK	US\$9.12bn	10%
	Others	US\$17.67bn	19%

	Mining & Quarrying	US\$31.85bn	35%
	Manufacturing	US\$21.40bn	24%
	Construction	US\$18.55bn	20%
	Transportation & Storage	US\$13.90bn	15%
	Others	US\$5.20bn	6%

	FCT	US\$18.87bn	21%
	Rivers	US\$16.50bn	18%
	Lagos	US\$12.72bn	14%
	Bayelsa	US\$12.01bn	13%
	Others	US\$30.81bn	34%

Investment announcements, 2018



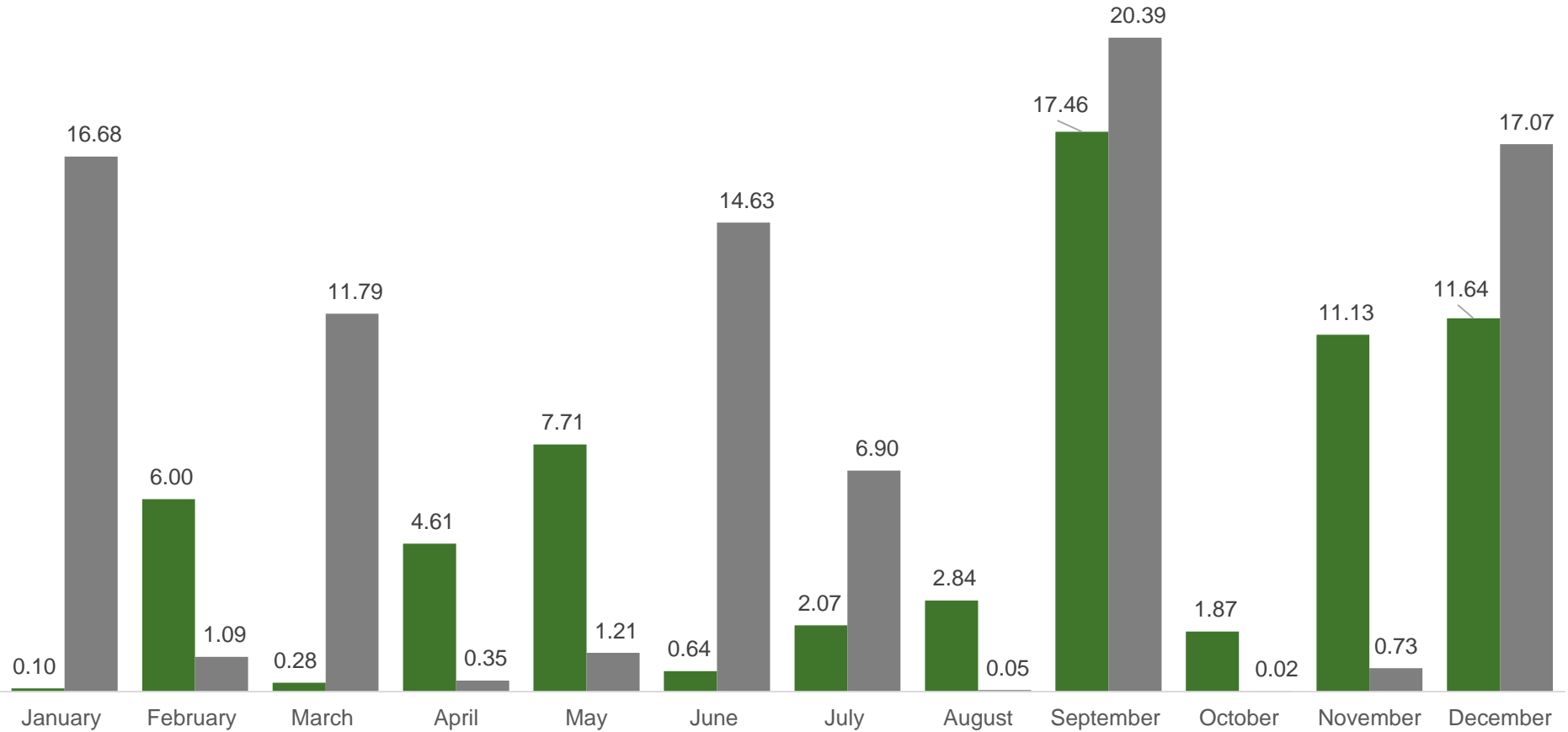
Investor	Source	Destination	Sector	US\$'bn	Reported
Range Developers	UAE	FCT	Construction	18.0	September
Total	France	Rivers	Mining & Quarrying	16.0	January
Azikel Refinery	Nigeria	Bayelsa	Manufacturing	12.0	June
Green Africa Airways	Nigeria	Lagos	Transportation & Storage	11.7	December
Royal Dutch Shell Plc	UK	NA	Mining & Quarrying	9.0	March
Petrolex Oil & Gas Limited	Nigeria	Ogun	Manufacturing	3.6	December
CNOOC	China	NA	Mining & Quarrying	3.0	July
Vitol/ Africa Oil/ Delonex Energy	Luxembourg/ Canada/ Nigeria	Offshore	Mining & Quarrying	2.0	June
General Electric	USA	Kano, Lagos	Transportation & Storage	2.0	March
Blackoil Energy Refinery	Nigeria /Niger	Katsina	Manufacturing	2.0	July
Top 10 announcements				79.3	

Investment announcements, 2017 vs 2018



US\$' billion

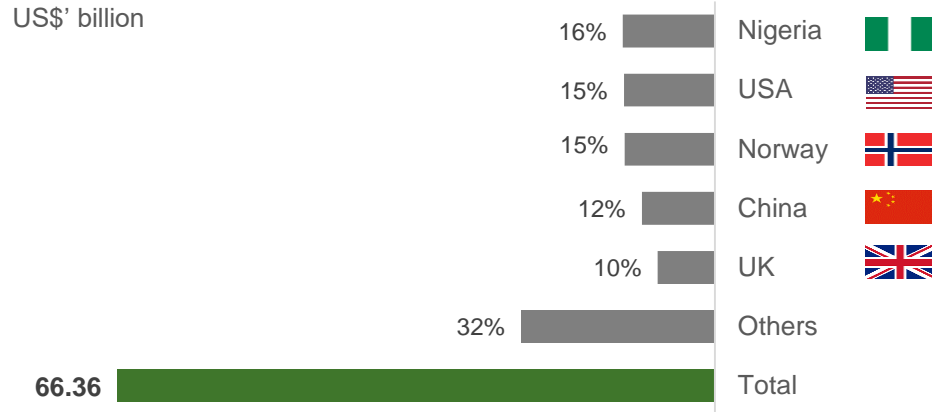
■ 2017 ■ 2018



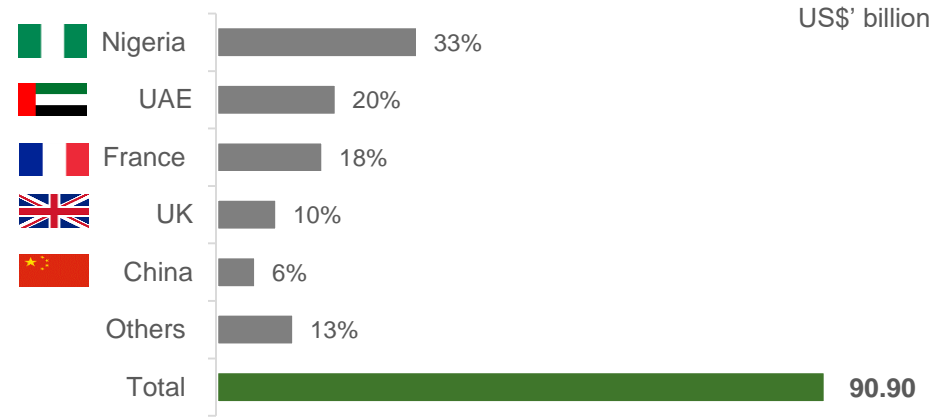
Investment announcements, 2017 vs 2018



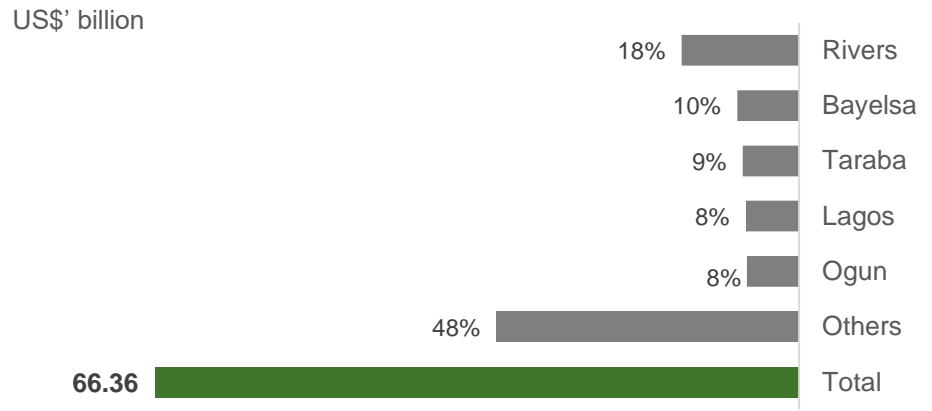
2017 by source



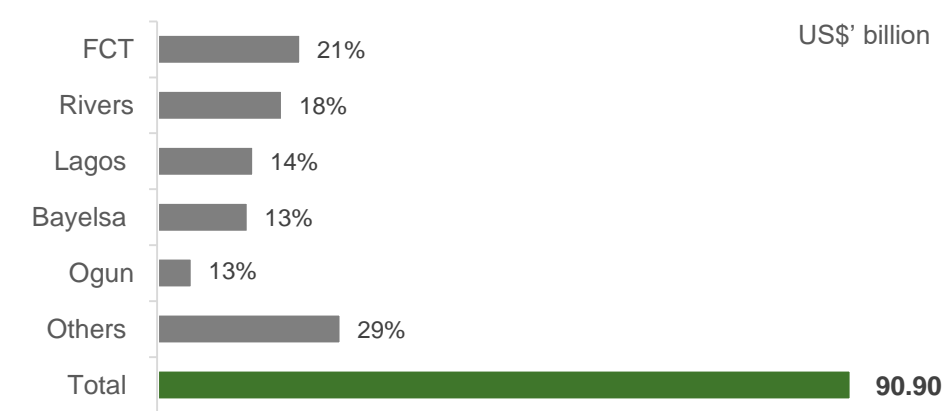
2018 by source



2017 by state



2018 by state

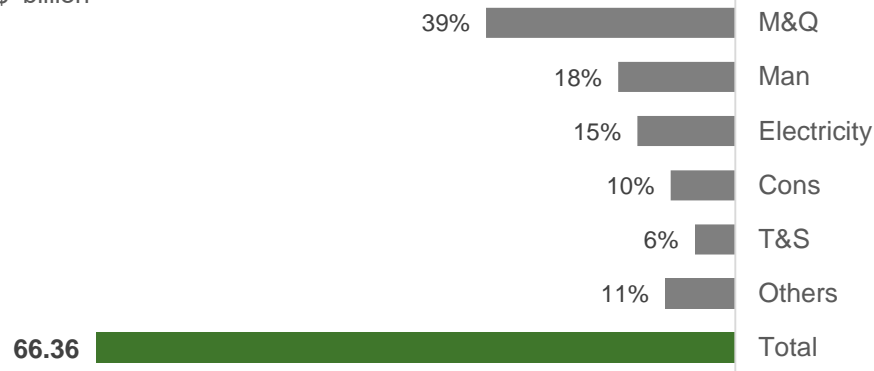


Investment announcements, 2017 vs 2018



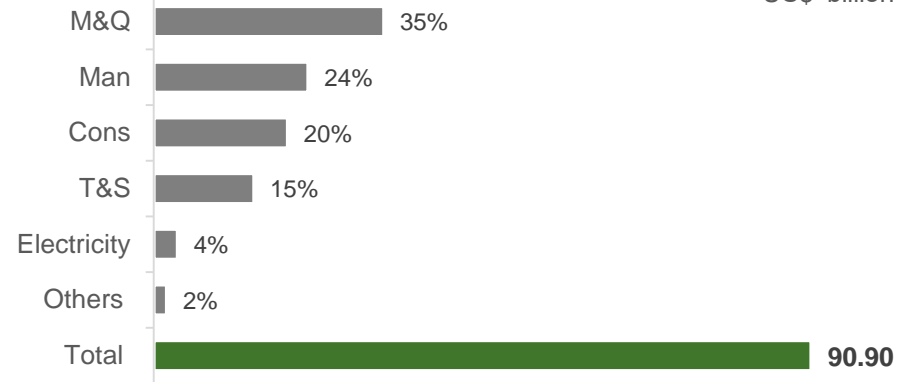
2017 by sector

US\$' billion



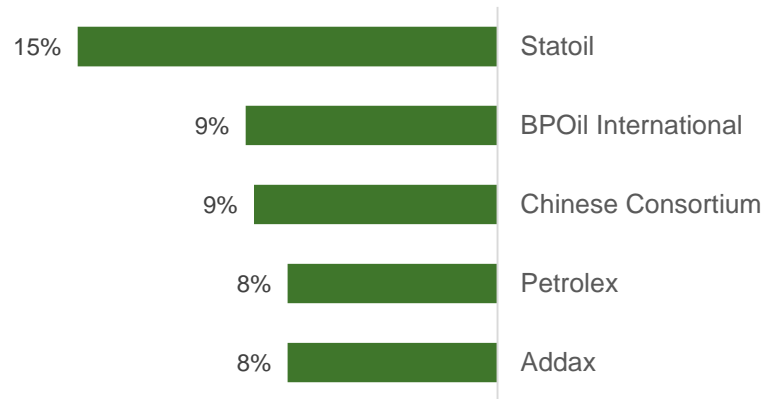
2018 by sector

US\$' billion



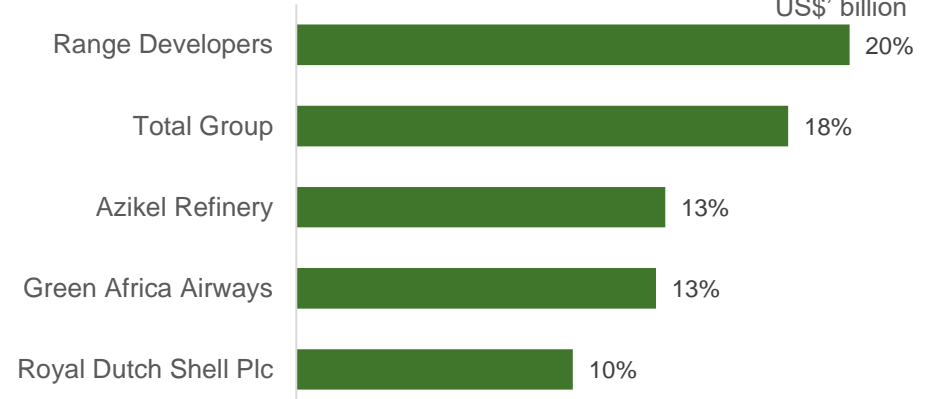
2017, top 5

US\$' billion



2018, top 5

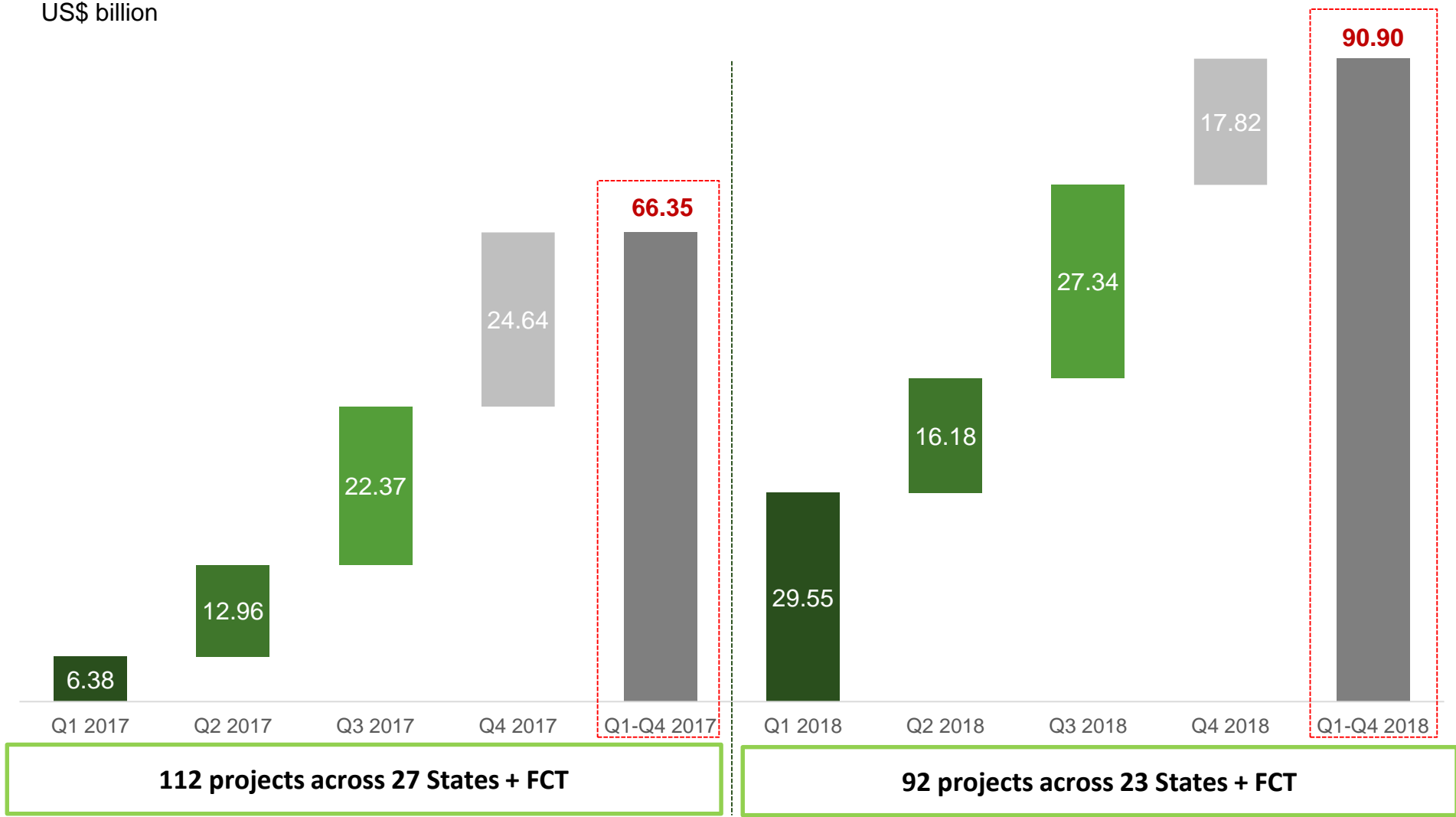
US\$' billion



Investment announcements, 2017 vs 2018



US\$ billion



For further details, please contact us



Department of Strategic Communications

stratcom@nipc.gov.ng

NIGERIAN INVESTMENT PROMOTION COMMISSION

Plot 1181 Aguiyi Ironsi Street
Maitama District
Abuja, Nigeria

Subscribe to the NIPC Newsletter
<http://eepurl.com/dkvoU1>

www.nipc.gov.ng